




The Disney Dog Pack

presented by **#DisneyMagicMoments**

The Disney Dog Pack

Park Bark

You will need:



2 Tbsp. honey & 2 cups whole wheat flour



1/2 cup wheat germ



1/2 cup rolled oats



1 cup smooth peanut butter



2 tsp. ripe banana



2 Tbsp. ground peanuts



2 Tbsp. fried, crispy bacon

Let's get started! *Parent supervision required. All cooking, baking and cutting should be done by an adult.*



1
Preheat oven to 325°F. Line cookie sheets with parchment paper. Set aside.



5
Add peanuts and bacon; mix until completely combined.



2
Mix together banana, peanut butter and honey in medium bowl using sturdy wooden paddle.



6
Roll out dough on floured surface to 1/4" thickness.



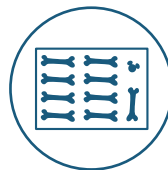
3
Add flour, wheat germ and oatmeal. (Note: Mixture will be very dry.)



7
Cut out with favorite cookie cutter. The size of your dog will determine the size of cookie cutter.



4
Add water and mix to incorporate all ingredients.



8
Place biscuits on prepared cookie sheets and bake for 20–25 minutes. Cool and store in sealed container for up to 5 days or in refrigerator for up to 14 days.

The Disney Dog Pack

Dog-It-Yourself Treat Jar

You will need:




A MASON JAR



1 PEN OR PENCIL



TAPE OR GLUE



BLACK AND GOLD PAPER



KID-FRIENDLY SCISSORS



BLACK AND WHITE PAINT



PAINT BRUSHES



RED RIBBON

Let's get started!



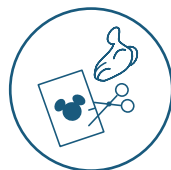
1
Paint jar all white. Let dry.



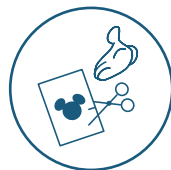
2
Add circles using a paint pen or black paint. Let dry.



3
Paint lid with black paint. Let dry.



4
Cut out ears using two triangle shapes with rounded edges plus a little extra to fold and attach to lid. **Remember, all cutting should be done by an adult.**



5
Cut out 1-inch circle dog tag from gold metallic or plain yellow paper.



6
Hole punch the top of the tag then write your dog's name on it.



7
Cut red ribbon a little longer than the circumference of the top of the jar.



8
Glue or tape ears to lid of jar.



9
Glue or tape ribbon along rim of jar. Then glue or tape the dog tag to the ribbon.



10
Add treats then wait for your dog to beg for a treat!